



Trinity College London
Academic Support Team - Webinar

Preparing for GESE in a blended or online environment

- Welcome – the webinar will start at 16:00
- You will not hear or see the teacher until 16:00
- You will get an email with a link to watch a video of this webinar
- There are a lot of teaching ideas and suggestions on the Trinity website:

<https://www.trinitycollege.com/qualifications/english-language/GESE>

Angelos Bolas

Overview of today's session



GESE EXAMINATION
PHASES



PRACTICAL IDEAS
FOR EACH PHASE

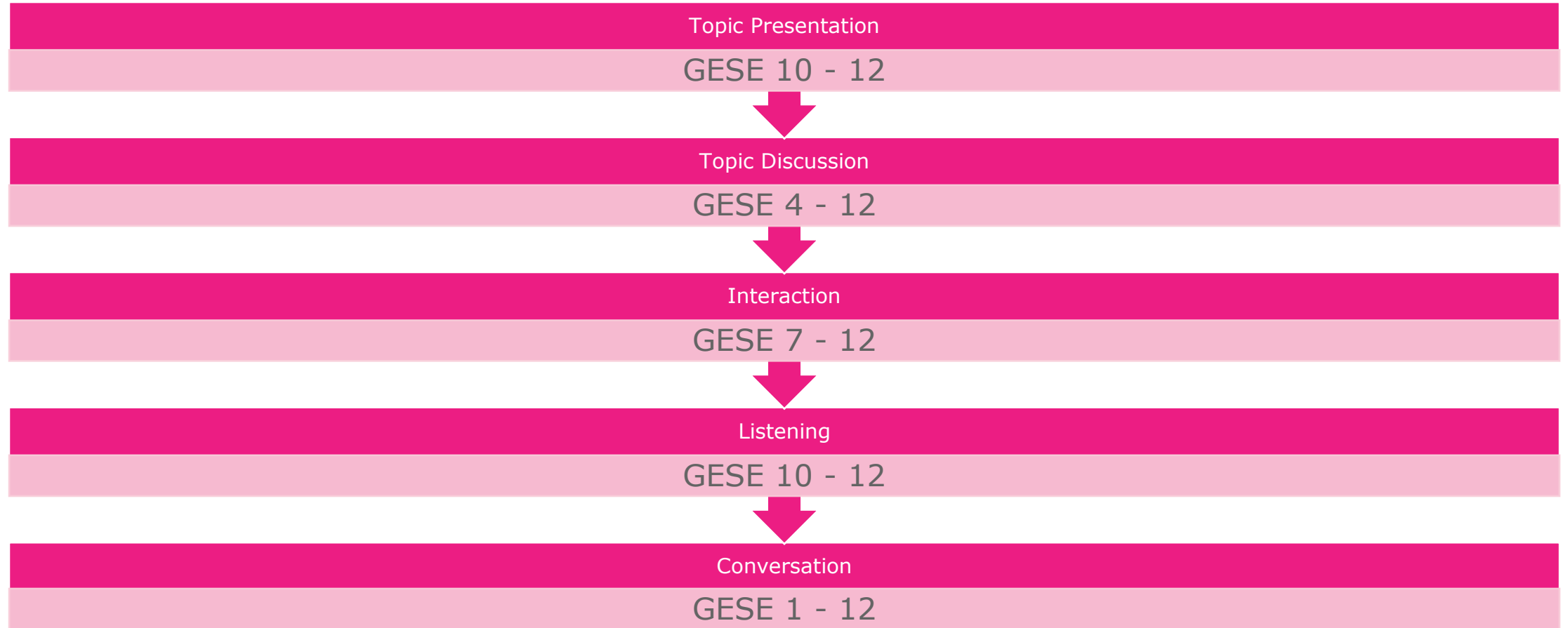


TIPS ON PREPARING
FOR EXAM PREP
COURSES/LESSONS



Q&A

GESE Examination phases



Topic Presentation Phase (1/3)

- The candidate then gives a **formal oral presentation** of the prepared topic. This is in the form of a well-structured presentation with an effective logical structure which helps the examiner to notice and remember significant points. The examiner makes notes during the presentation to facilitate the following discussion. The examiner does not interact with the candidate in this phase of the exam. This phase lasts up to five minutes.

(GESE Exam Information Booklet, p. 40)


Topic Presentation Preparation (2/3)

Vlog student presentations



Topic Presentation Preparation (3/3)

Flipped Discussions



<https://info.flipgrid.com/>

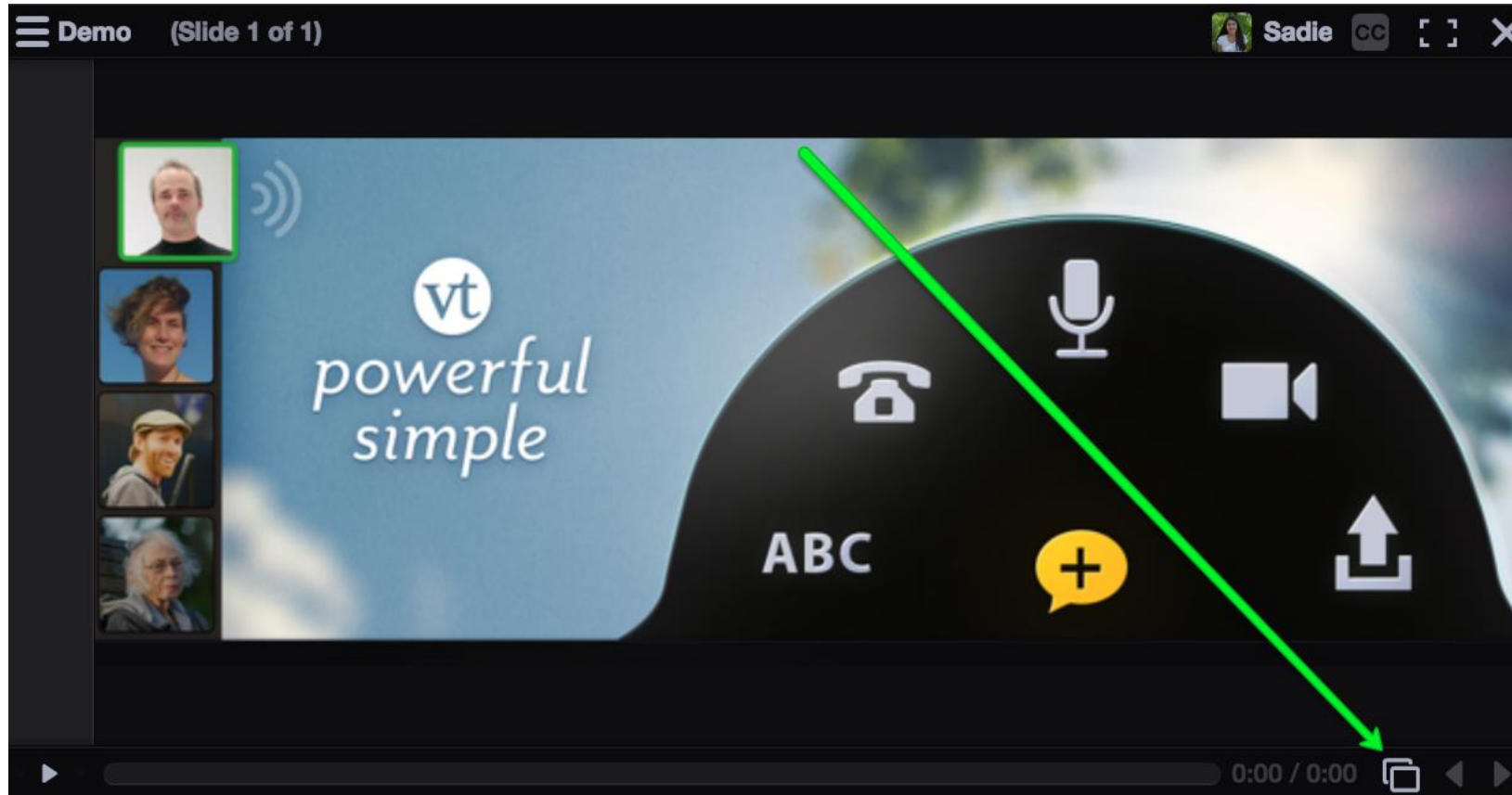
Topic Discussion Phase (1/3)

- ▶ The candidate is invited to introduce the topic and initiate the discussion by giving information on the topic. During the **Topic phase**, the discussion is led by the candidate who provides most of the input. This is in the form of sustained long turns. The candidate is responsible for engaging the examiner in discussion of the topic and must be prepared to ask and answer questions, handle interruptions and respond to requests for clarification. This phase lasts no more than five minutes.

(GESE Exam Information Booklet, p. 30)

Topic Discussion Preparation (2/3)

Use Voicethread to promote topic related discussions



<https://voicethread.com/howto/using-your-microphone-to-create-an-audio-slide/>

Topic Discussion Preparation (3/3)

Use Podcasts to promote topic related discussions



<https://creators.soundcloud.com/podcasting>

Interactive Phase (1/3)

- The examiner brings the Topic phase to a close and introduces the **Interactive phase** by informing the candidate of what he or she is required to do. The examiner provides an oral prompt to which the candidate has to respond by questioning the examiner in order to find out more information and by making comments. Once the examiner has set up the situation, the candidate takes responsibility for maintaining the interaction. The phase lasts up to four minutes. If the candidate fails to initiate or to maintain the interaction, the phase will not extend to the full four minutes.

(GESE Exam Information Booklet, p. 30)

Interactive Phase Preparation (2/3)

Exploit Debates & Argumentation

The screenshot displays the Kialo website interface for a debate titled "All Humans Should Be Vegan." The main content area is divided into two columns: "Pros" (green) and "Cons" (red). Each column lists arguments with progress bars and comment counts.

Pros:

- A vegan society would be better for the environment. (16 comments)
- The meat production industry is itself unethical. (9 comments)
- Veganism as a worldwide behavioral [public health intervention strategy](#) improves community/[population health](#) outcomes. (28 comments)
- (30 comments)

Cons:

- Veganism is not feasible for less privileged societies or individuals. (44 comments)
- A vegan diet lacks specific essential nutrients. (22 comments)
- An individual should be free to choose any food they want to eat (without interference). (54 comments)

Notifications Sidebar:

- Filter:** All participants
- Show activity (12.9k)**
- @vegforlife (20h ago): Added comment to [Factory farming is...](#): I don't mean to do this behind anyone's back. Saying that, would it be ok to move it to the new umbrella?
- @vegforlife (20h ago): Moved [Factory farming is...](#) from [Factory farms, in particular...](#) where it was a pro to [The meat production industry...](#) as pro.

<https://www.kialo.com/>

Interactive Phase Preparation (3/3)

Promote asynchronous debates



<http://www.continuityforum.org/forum/>

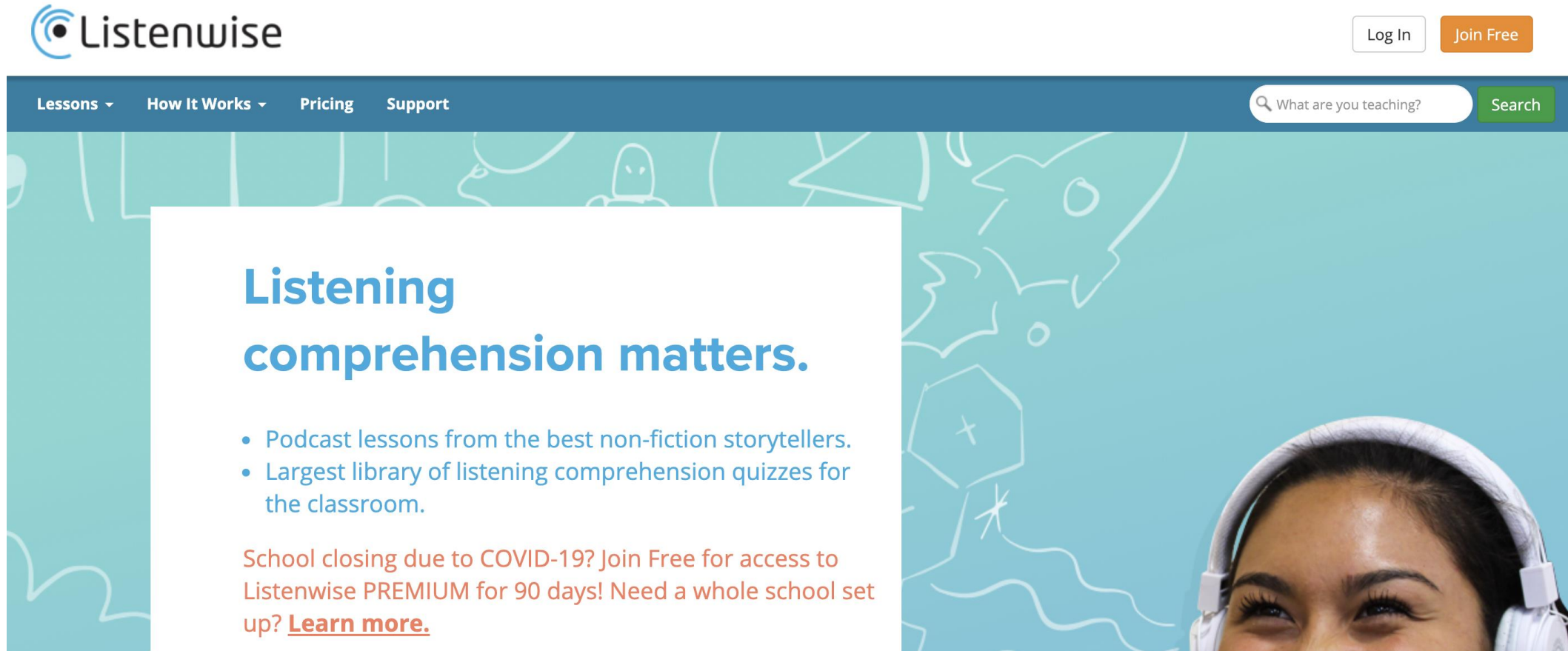
Listening Phase (1/3)

- The examiner then introduces the **Listening phase** and informs the candidate of the requirements for the two different task types. The examiner orally presents three short pieces of discourse. The candidate is required to suggest possible endings for the first two texts, and to identify participants, contexts or settings related to the third text. Only short verbal responses from the candidate are required. This phase lasts up to three minutes.

(GESE Exam Information Booklet, p. 41)

Listening Phase Preparation (2/3)

Listen to current affairs



Listenwise

Log In Join Free

Lessons ▾ How It Works ▾ Pricing Support

What are you teaching? Search

Listening comprehension matters.

- Podcast lessons from the best non-fiction storytellers.
- Largest library of listening comprehension quizzes for the classroom.

School closing due to COVID-19? Join Free for access to Listenwise PREMIUM for 90 days! Need a whole school set up? [Learn more.](#)

<https://listenwise.com/#>

Listening Phase Preparation (3/3)

Listen to cutting edge research

TEDEd

[register](#) or [sign in](#)

Discover Create Support



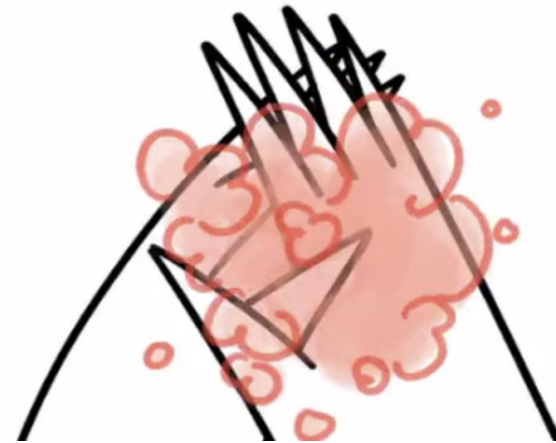
Stay curious!

Students Start Here

Educators Start Here

Parents Start Here

<https://ed.ted.com/>

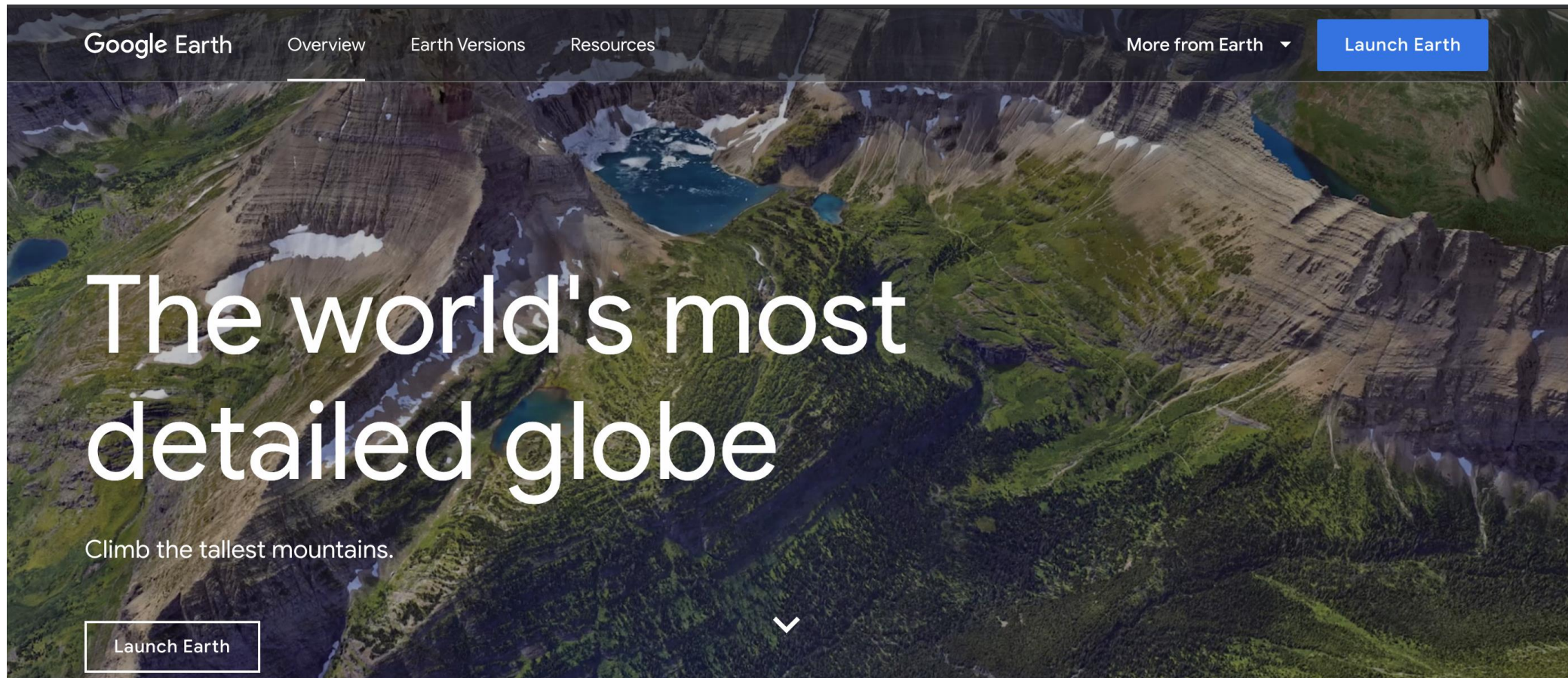


Conversation Phase (1/3)



Conversation Phase Preparation (2/3)

















Learner-led personalised conversation



<https://www.google.com/earth/>

Conversation Phase Preparation (3/3)

Use level-appropriate TCL resources

 <p>GESE Grade 4</p> <p>What are you going to...?</p>	 <p>GESE Grade 4</p> <p>Where are you going to...?</p>	 <p>GESE Grade 4</p> <p>When did you...?</p>	 <p>GESE Grade 4</p> <p>Where did you...?</p>	 <p>GESE Grade 4</p> <p>What did you...?</p>	 <p>GESE Grade 4</p> <p>What was the best moment in your last...?</p>
 <p>GESE Grade 4</p> <p>Tell me about where you...</p>	 <p>GESE Grade 4</p> <p>Tell me about what you...</p>	 <p>GESE Grade 4</p> <p>How did you...?</p>	 <p>GESE Grade 4</p> <p>What's the difference between... and....?</p>	 <p>GESE Grade 4</p> <p>Is there a difference between... and...? Tell me about it.</p>	 <p>GESE Grade 4</p> <p>Tell me about the worst...</p>
 <p>GESE Grade 4</p> <p>Tell me about the best...</p>	 <p>GESE Grade 4</p> <p>Tell me about your last...</p>	 <p>GESE Grade 4</p> <p>Tell me about your next...</p>	 <p>GESE Grade 4</p> <p>How often do you...?</p>	 <p>GESE Grade 4</p> <p>What do you like and dislike about...?</p>	 <p>GESE Grade 4</p> <p>When are you going to...?</p>

Tips and ideas (A1 – A2)

Use	your learners' visual literacy skills
Engage	them by using personalised topics
Make	them notice
Invite	them to describe (online and offline)
Promote	pair-work and group-work (online, outside class time)
Develop	their creativity

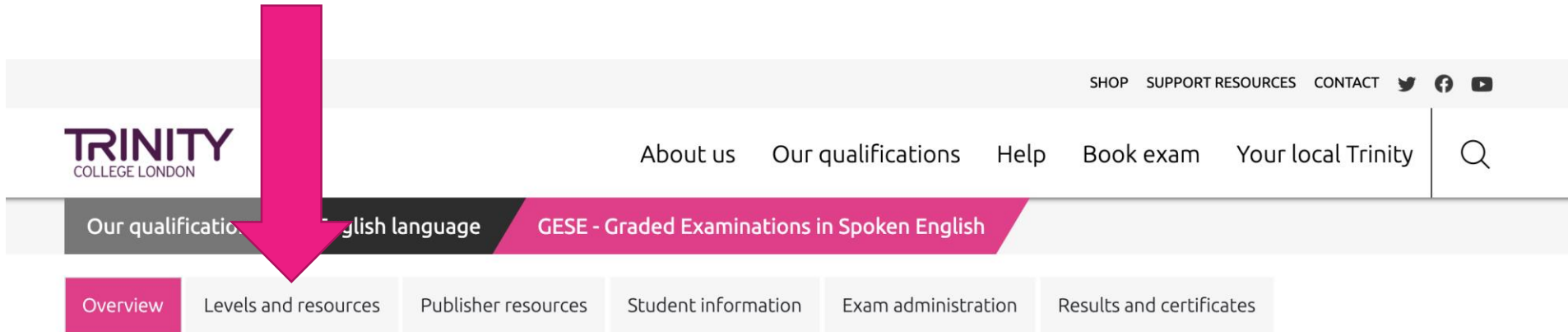
Tips and ideas (B1 – B2)

Give	time to brainstorming
Encourage	learners to think about ideas/opinions that they do not agree with
Promote	oral production
Focus on	fluency and accuracy
Help	them personalize ideas/opinions/language
Integrate	skills

Tips and ideas (C1 – C2)

Identify	areas that your learners are interested in and
Expand	their interests
Focus	on both informal (idiomatic/colloquial) and formal language
Use	a range of World Englishes
Guide	them to move from the personal to the global
Let	them tailor their language use according to their needs

Finally



GESE - Graded Examinations in Spoken English

Authentic communicative skills for real life

GESE exams are for people of all ages who want to develop communicative English language speaking and listening skills for use in real life - whatever the purpose, whether for immigration, work, study, leisure or employment.

"The way the examiners engage with the candidates is perfect - they are invited to discuss and enjoy the conversation."

Over to you



1159417801